



CONNECTOR SELECTION GUIDE






QUALITY
SPEED
VALUE-ADD
EXPERTISE



You need to protect your customers' and your brand's reputation by using the highest quality products. PEI-Genesis maintains an AS9100D and ISO9001:2015 certified quality management system at its corporate headquarters in Philadelphia, PA and at production facilities in South Bend, IN; Southampton, UK and Zhuhai, China. Our South Bend, IN operation is ITAR registered with the US Department of State and Southampton, UK is registered with the BIS in the UK.



SPEED

In your world, you need products quickly without any lost production time.



VALUE-ADD

Enjoy better access to the brands you trust. We provide manufacturing capabilities with distribution flexibility.



EXPERTISE

You're the expert in your products; let us be the expert for your interconnects.

MANUFACTURERS



PEI-Genesis is an authorized distributor for the premier brands in the industry.



High reliability military and commercial interconnects



All divisions including:

Aerospace, Alden, Air LB, Canada, Industrial, Infocom, LTW, Oil & Gas, PCD, RF, AFSI, Sine, Socapex, Tuchel, UK Ltd.



Highly durable and ideal for the military, aerospace, commercial, and mass transportation industries. Qualified to varying degrees of military-grade standards.



Custom filter connectors, transient suppression connectors, and application specific engineered solutions



Including Souriau & Sunbank brands of high performance, high reliability interconnect solutions for harsh environments



High quality push-pull connectors, tools, and accessories*



High current, quick-disconnect power connectors for material handling, telecommunications, medical, power electronics, and other industries









Interconnect products for aerospace, transportation, military, and commercial applications including Fibreco









Micro and nano connectors

*Authorized in North America and Turkey, only






CONNECTOR
SELECTOR

	5015 SERIES					
	97	AIT/MS	MS3450	AIB/GT	BACC 5015	CT/MS-E/F/R
						
	AMPHENOL	AMPHENOL	AMPHENOL	AMPHENOL	AMPHENOL	ITT CANNON
Industrial/Commercial	r	r	r	r	r	r
Harsh Environment		r	r	r	r	r
Military		r	r			r
Wire Gauge Range (AWG)	26 to 0	26 to 0	20 to 0	26 to 0	20 to 4	26 to 0
Number of Circuits	1 to 52	1 to 85	1 to 85	1 to 85	2 to 9	1 to 65
Sealed Against Water Jets	No	Available	Available	Available	Available	Available
EMI / RFI Shielding	Available	Available	Available	Available	Available	Available
Style	Circular	Circular	Circular	Circular	Circular	Circular
Operating Voltage	1,750 VAC / 24KV	3,000 VAC	3,000 VAC	3,000 VAC	1,250 VAC	1,750 VAC
Current Rating (Amps)	150	150 / 245	150 / 245	150 / 245	80	150
Power & Signal on Same Layout	Available	Available	Available	Available	Available	Available
Operating Temperature	-67°F to 257°F -55°C to 125°C	-67°F to 257°F -55°C to 125°C	-67°F to 392°F -55°C to 200°C	-67°F to 257°F -55°C to 125°C	-67°F to 257°F -55°C to 125°C	-67°F to 257°F -55°C to 125°C
Submersible	No	Available	Available	Available	Available	Available
Individual Wire Sealing	No	Available	Available	Available	Available	Available
Cable Jacket Sealing	Available	Available	No	Available	No	Available
Type of Coupling	Threaded	Threaded	Threaded	Reverse Bayonet	Threaded	Threaded
Life in Mating Cycles (min.)	100	100	100	500 / 2,000	100	100
Shock Test (g's)	50	50	50	50	-	50
Vibration Test (grms)	15	15	15	15	-	10.2
Susceptibility to Damage	Very Low	Very Low	Very Low	Very Low	Very Low	Very Low
Shell Material	Aluminum Alloy	Aluminum Alloy	Aluminum Alloy or Stainless Steel	Aluminum Alloy	Aluminum Alloy	Aluminum Alloy
Shell Plating	Cadmium, Anodized, Electroless Nickel, Zinc Alloy, or Gray Zinc Nickel	Cadmium, Anodized, Electroless Nickel, Zinc Alloy, or Gray Zinc Nickel	Cadmium, Anodized, Electroless Nickel, Zinc Alloy, or Passivated	Cadmium, Anodized, Electroless Nickel, Zinc Alloy, or Gray Zinc Nickel	-	Cadmium Electroless Nickel, Blue Zinc Nickel, or Black Zinc Cobalt
Shell Color	Olive Drab, Silver, Black, or Gray	Olive Drab, Silver, Black, or Gray	Olive Drab, Silver, Silver, or Black	Olive Drab, Silver, Black, or Gray	-	Olive Drab, Silver, Blue, or Black
Positive Shell Polarization	Available	Available	Available	Available	Available	Available
Insert Polarization Options	Available	Available	Available	Available	Available	Available
User Polarization	Available	No	No	No	No	No
Standards/Associated Specs.	UL #E115497 CSA LR 69183	MIL-DTL-5015	MIL-DTL-5015	UL #E115497 VG95234	BACC63CE BACC63CD	MIL-DTL-5015
Contact Plating	Silver or Gold	Silver or Gold	Silver or Gold	Silver or Gold	Gold	Silver or Gold
Contact Styles	Pin / Socket	Pin / Socket	Pin / Socket	Pin / Socket	Pin / Socket	Pin / Socket
Crimp		r	r	r	r	r
Solder	r	r		r		r
Printed Circuit Solder		r	r	r		r
Printed Circuit Press Fit						
Thermocouple		r	r	r		r
Wire Wrap						
Co-ax						
Insulation Displacement or Screw						
Pre-Terminated						
Fiber Optic						
High Voltage	r					r
First-Mate Last-Break		r		r		r






5015 SERIES		26482 SERIES			
CB/CA-B-Bayonet	CIR	PT/PTSE	62 GB	MB	KPT
					
ITT CANNON	VEAM (ITT CANNON)	AMPHENOL	AMPHENOL	AMPHENOL	ITT CANNON
r	r	r	r		r
r	r	r	r	r	r
		r		r	r
26 to 0	26 to 0	24 to 12	24 to 8	24 to 12	24 to 16
1 to 65	1 to 159	1 to 61	2 to 61	3 to 61	2 to 61
Available	Available	Available	Available	Available	Available
Available	Available	Available	Available	Available	Available
Circular	Circular	Circular	Circular	Circular	Circular
1,750 VAC	3,000 VAC	1,000 VAC / 5kv	1,500 VAC	2,300 VAC	1,000 VAC
245	150 / 245	23	45	23	13
Available	Available	Available	Available	Available	Available
-67°F to 257°F -55°C to 125°C	-67°F to 257°F -55°C to 125°C	-67°F to 257°F -55°C to 125°C	-67°F to 257°F -55°C to 125°C	-67°F to 392°F -55°C to 200°C	-67°F to 257°F -55°C to 125°C
Available	Available	Available	Available	Available	Available
Available	Available	Available	Available	Available	Available
Available	Available	Available	Available	Available	Available
Reverse Bayonet	Reverse Bayonet	Bayonet	Bayonet	Bayonet	Bayonet
500	500 / 2,000	500	500	500	500
50	50	50	100	150	50
10.2	15	15	10	20	10.2
Very Low	Very Low	Very Low	Very Low	Extra Low	Very Low
Aluminum Alloy	Aluminum Alloy or Stainless Steel	Aluminum Alloy	Aluminum Alloy, Brass, or Stainless Steel	Aluminum Alloy or Stainless Steel	Aluminum Alloy
Cadmium, Electroless Nickel, Zinc Cobalt (Black or Green), or Blue Zinc Nickel	Black Anodized, Electroless Nickel, Blue Zinc Nickel, Cadmium, or Passivated	Cadmium, Anodized, Electroless Nickel, Zinc Alloy, or Gray Zinc Nickel	Green Zinc Cobalt, Black Zinc Cobalt, Black Zinc Nickel, Cadmium, Anodized, Electroless Nickel, or Zinc Alloy	Cadmium, Anodized, Electroless Nickel, Zinc Alloy, or Passivated	Cadmium, Electroless Nickel, or Black Zinc Cobalt
Olive Drab, Silver, Blue, or Black	Olive Drab, Silver, Blue, or Black	Olive Drab, Silver, Black, or Gray	Olive Drab, Silver, or Black	Olive Drab, Silver, Black, or Gray	Olive Drab, Silver, or Black
Available	Available	Available	Available	Available	Available
Available	Available	Available	Available	Available	Available
No	No	No	No	No	No
VG 95234	-	MIL-DTL-26482 Series I, UL #E115497, VG95328 or HE301	BS 9522 F0017	MIL-DTL-26482 Series II	MIL-DTL-26482 Series I
Silver or Gold	Silver or Gold	Gold	Gold	Gold	Gold
Pin / Socket	Pin / Socket	Pin / Socket	Pin / Socket	Pin / Socket	Pin / Socket
r	r	r	r	r	
r	r	r	r		r
r	r	r	r	r	r
r	r			r	r
		r		r	
r		r			
r	r	r			

NOTE: ITT Cannon is not currently certified by the DLA and these products are not covered by the QPL/QML.
Military Part Numbers: MIL-DTL-38999, MIL-DTL-26482, MIL-DTL-24308, MIL-DTL-83723, MIL-DTL-83733, MIL-DTL-83513

CONNECTOR
SELECTOR




	26482 SERIES			38999 SERIES	
	KPSE	PV	851	LJT	JT
					
	ITT CANNON	ITT CANNON	SOURIAU	AMPHENOL	AMPHENOL
Industrial/Commercial	■	■	■	■	■
Harsh Environment	■	■	■	■	■
Military	■	■	■	■	■
Wire Gauge Range (AWG)	24 to 16	24 to 12	24 to 16	24 to 12	28 to 12
Number of Circuits	3 to 61	3 to 61	2 to 61	2 to 128	2 to 128
Sealed Against Water Jets	Available	Available	Available	Available	Available
EMI / RFI Shielding	Available	Available	Available	Available	Available
Style	Circular	Circular	Circular	Circular	Circular
Operating Voltage	1,000 VAC	1,000 VAC	600 VAC	2,300 VAC	2,300 VAC
Current Rating (Amps)	13	23	13	23	23
Power & Signal on Same Layout	Available	Available	Available	Available	Available
Operating Temperature	-67°F to 257°F -55°C to 125°C	-67°F to 392°F -55°C to 200°C	-67°F to 257°F -55°C to 125°C	-85°F to 392°F -65°C to 200°C	-85°F to 392°F -65°C to 200°C
Submersible	Available	Available	Available	Available	Available
Individual Wire Sealing	Available	Available	Available	Available	Available
Cable Jacket Sealing	Available	Available	Available	Available	Available
Type of Coupling	Bayonet	Bayonet	Bayonet	Bayonet	Bayonet
Life in Mating Cycles (min.)	500	500	500	500	500
Shock Test (g's)	50	150	50	300	300
Vibration Test (grms)	20	20	-	49.5	43.7
Susceptibility to Damage	Very Low	Extra Low	Very Low	Extra Low	Extra Low
Shell Material	Aluminum Alloy	Aluminum Alloy	Aluminum Alloy	Aluminum Alloy or Stainless Steel	Aluminum Alloy or Stainless Steel
Shell Plating	Cadmium, Electroless Nickel, or Black Zinc Cobalt	Cadmium or Electroless Nickel	Cadmium, Black Zinc Nickel, Black Anodize, Electroless Nickel	Cadmium, Electroless Nickel, Anodized, Black Zinc Nickel, or Passivated	Cadmium, Electroless Nickel, Anodized, Black Zinc Nickel, or Passivated
Shell Color	Olive Drab, Silver, or Black	Olive Drab or Silver	Olive Drab, Black, or Silver	Olive Drab, Black, or Silver	Olive Drab, Black, or Silver
Positive Shell Polarization	Available	Available	Available	Available	Available
Insert Polarization Options	Available	Available	Available	No	No
User Polarization	No	No	No	No	No
Standards/Associated Specs.	MIL-DTL-26482 Series I VG 95328	MIL-DTL-26482 Series II	MIL-DTL-26482 Series I (Solder Only)	MIL-DTL-38999 Series I	MIL-DTL-38999 Series II
Contact Plating	Gold	Gold	Gold, Gold / Tin	Gold	Gold
Contact Styles	Pin / Socket	Pin / Socket	Pin / Socket	Pin / Socket	Pin / Socket
Crimp	■	■	■	■	■
Solder			■		
Printed Circuit Solder		■	■	■	■
Printed Circuit Press Fit					
Thermocouple	■	■	■	■	■
Wire Wrap			■		
Co-ax		■		■	■
Insulation Displacement or Screw					
Pre-Terminated					
Fiber Optic		■		■	■
High Voltage					
First-Mate Last-Break					





NOTE: ITT Cannon is not currently certified by the DLA and these products are not covered by the QPL/QML.
Military Part Numbers: MIL-DTL-38999, MIL-DTL-26482, MIL-DTL-24308, MIL-DTL-83723, MIL-DTL-83733, MIL-DTL-83513

qw38999 SERIES					
TV-CTV	AMPHE-LITE	SJT	KJL	KJ	KJB
					
AMPHENOL	AMPHENOL	AMPHENOL	ITT CANNON	ITT CANNON	ITT CANNON
■	■	■	■	■	■
■	■	■	■	■	■
■	■	■	■	■	■
28 to 8	28 to 8	28 to 12	28 to 12	28 to 12	28 to 12
1 to 187	2 to 128	1 to 128	3 to 128	3 to 128	3 to 128
Available	Available	Available	Available	Available	Available
Available	Available	Available	Available	Available	Available
Circular	Circular	Circular	Circular	Circular	Circular
2,300 VAC	2,300 VAC	2,300 VAC	2,300 VAC	2,300 VAC	2,300 VAC
46	46	23	23	23	23
Available	Available	Available	Available	Available	Available
-85°F to 392°F -65°C to 200°C	-67°F to 257°F -55°C to 125°C	-85°F to 392°F -65°C to 200°C	-85°F to 392°F -65°C to 200°C	-85°F to 392°F -65°C to 200°C	-85°F to 392°F -65°C to 200°C
Available	Available	Available	Available	Available	Available
Available	Available	Available	Available	Available	Available
Available	Available	Available	Available	Available	Available
Tri-Start Threaded	Tri-Start Threaded	Bayonet	Bayonet	Bayonet	Tri-Start Threaded
500 / 1,500	500	500	500	500	500
300	-	300	300	300	300
60	-	49.5	49.5	43.7	60
Extra Low	Very Low	Extra Low	Extra Low	Extra Low	Extra Low
Aluminum Alloy, Stainless Steel, Marine Nickel Aluminum Bronze, or Composite	Composite	Aluminum Alloy	Aluminum Alloy	Aluminum Alloy	Aluminum Alloy or Composite
Cadmium, Electroless Nickel, Anodized, Black Zinc Nickel, or Durmalon	Electroless Nickel	Cadmium, Electroless Nickel, Anodized, or Zinc Cobalt	Cadmium or Electroless Nickel	Cadmium or Electroless Nickel	Cadmium or Electroless Nickel
Olive Drab, Silver, Bronze, or Black	Silver or Black	Olive Drab or Silver	Olive Drab or Silver	Olive Drab or Silver	Olive Drab or Silver
Available	Available	Available	Available	Available	Available
No	No	No	No	No	No
No	No	No	No	No	No
MIL-DTL-38999 Series III BACC63CU / CT BACC63DC / DB	UL E115497	JAN1003	MIL-DTL-38999 Series I	MIL-DTL-38999 Series II	MIL-DTL-38999 Series III
Gold	Gold	Gold	Gold	Gold	Gold
Pin / Socket	Pin / Socket	Pin / Socket	Pin / Socket	Pin / Socket	Pin / Socket
■	■	■	■	■	■
■	■	■	■	■	■
■	■	■	■	■	■
■	■	■	■	■	■
■	■	■	■	■	■

NOTE: ITT Cannon is not currently certified by the DLA and these products are not covered by the QPL/QML.
Military Part Numbers: MIL-DTL-38999, MIL-DTL-26482, MIL-DTL-24308, MIL-DTL-83723, MIL-DTL-83733, MIL-DTL-83513







CONNECTOR
SELECTOR

	8LT	8T	8D
			
	SOURIAU	SOURIAU	SOURIAU
Industrial/Commercial	■	■	■
Harsh Environment	■	■	■
Military	■	■	■
Wire Gauge Range (AWG)	28 to 4	28 to 12	28 to 4
Number of Circuits	1 to 128	3 to 128	1 to 128
Sealed Against Water Jets	Available	Available	Available
EMI / RFI Shielding	Available	Available	Available
Style	Circular	Circular	Circular
Operating Voltage	900 VAC	900 VAC	900 VAC
Current Rating (Amps)	1.5 to 80	23	1.5 to 80
Power & Signal on Same Layout	Available	Available	Available
Operating Temperature	-85°F to 392°F -65°C to 200°C	-85°F to 392°F -65°C to 200°C	-85°F to 392°F -65°C to 200°C
Submersible	Available	Available	Available
Individual Wire Sealing	Available	Available	Available
Cable Jacket Sealing	Available	Available	Available
Type of Coupling	Bayonet	Bayonet	Tri-Start Threaded
Life in Mating Cycles (min.)	500	500	500 / 1,500
Shock Test (g's)	300	300	300
Vibration Test (grms)	-	-	-
Susceptibility to Damage	Very Low	Very Low	Extra Low
Shell Material	Aluminum Alloy	Aluminum Alloy	Aluminum Alloy, Stainless Steel, Titanium, Marine Bronze, or Composite
Shell Plating	Olive Drab Chromate over Cadmium, Nickel, Black Zinc Nickel, or Green Zinc Cobalt	Olive Drab Chromate over Cadmium, Nickel, Black Zinc Nickel, or Hard Zinc Anodized	Olive Drab Chromate over Cadmium, Nickel, Black Zinc Nickel, or Green Zinc Cobalt
Shell Color	Olive Drab, Silver, Black, or Green	Olive Drab, Silver, or Black	Olive Drab, Silver, Black, Green, or Bronze
Positive Shell Polarization	Available	Available	Available
Insert Polarization Options	No	No	No
User Polarization	No	No	No
Standards/Associated Specs.	MIL-DTL-38999 Series I HE308	MIL-DTL-38999 Series II HE309	MIL-DTL-38999 Series III BACC63CU / CT BACC63DC / DB, EN3645
Contact Plating	Gold	Gold	Gold
Contact Styles	Pin / Socket	Pin / Socket	Pin / Socket
Crimp	■	■	■
Solder			
Printed Circuit Solder	■	■	■
Printed Circuit Press Fit			
Thermocouple	■	■	■
Wire Wrap	■		■
Co-ax	■		■
Insulation Displacement or Screw			
Pre-Terminated			
Fiber Optic			■
High Voltage			
First-Mate Last-Break			







ATEX / IECex		D-SUB	
AMPHE-EX™	STAR-LINE EX®	D-SUB / M24308	D-SUB / M24308
			
AMPHENOL	AMPHENOL	ITT CANNON	CINCH
■	■	■	■
■	■		■
		■	■
28 to 8	18 to 777MCM	30 to 18	30 to 18
2 to 79	1 to 143	2 to 78	9, 15, 25, 37, 50
Available	Available	No	No
Available	No	Available	Available
Circular	Circular	Rectangular	Rectangular
2,300 VAC	1,000 VAC	750 to 1,700 VAC	1,000 VAC
23	1,135	7.5	7.5
Available	Available	Available	No
-40°F to 257°F -40°C to 125°C	-67°F to 257°F -55°C to 125°C	-67°F to 257°F -55°C to 125°C	-67°F to 257°F -55°C to 125°C
Available	Available	No	No
Available	No	No	No
Available	Available	No	No
Tri-Start Threaded	Dual Lead Acme Thread	Screw Lock Thumbscrews or Slide Lock	Screw Lock Thumbscrews or Slide Lock
500	500	200 / 500	200 / 500
300	60+	50	50
60	-	10	10
Extra Low	Very Low	Low	Low
Aluminum Alloy or Stainless Steel	Aluminum Alloy or Stainless Steel	Aluminum, Stainless Steel, or Brass	Steel
Anodized or Passivated	Hard Anodic	Tin, Cadmium, Zinc, or Gold over Copper	Cadmium, Zinc and Tin
Black or Silver	Black or Silver	Silver, Yellow, or Gold	Silver or Yellow
Available	No	Available	No
No	Available	No	No
No	No	No	No
ATEX and IECEx	CSA, ATEX, and IECEx	MIL-DTL-24308G, GSFC 311P	MIL-DTL-24308G
Gold	Gold or Silver	Tin / Gold	Tin / Gold
Pin / Socket	Pin / Socket	Pin / Socket	Pin / Socket
■	■	■	■
	■	■	■
		■	
		■	
■	■		
		■	
■	■		■
		■	
■	■		
		■	
		■	

NOTE: ITT Cannon is not currently certified by the DLA and these products are not covered by the QPL/QML.
Military Part Numbers: MIL-DTL-38999, MIL-DTL-26482, MIL-DTL-24308, MIL-DTL-83723, MIL-DTL-83733, MIL-DTL-83513







CONNECTOR
SELECTOR







	MICRO-D					
	MDSM	MDM	HIGH TEMP MICRO-D	MICRO-D	WIRED MICRO-D HIGH TEMP	MICRO-D CIRCUIT
						
	ITT CANNON	ITT CANNON	CINCH	CINCH	ULTI-MATE	ULTI-MATE
Industrial/Commercial	■	■	■	■	■	■
Harsh Environment					■	■
Military		■	■	■	■	■
Wire Gauge Range (AWG)	28 to 26	26	26 to 25	26 to 25	36 to 24	-
Number of Circuits	9, 15, 25	9 to 100	9 to 37	9 to 100	9, 15, 21, 25, 31, 37, 51, 100	9, 15, 21, 25, 31, 37, 51, 100
Sealed Against Water Jets	No	No	No	No	No	No
EMI / RFI Shielding	Available	Available	Available	Available	No	No
Style	Rectangular	Rectangular	Rectangular	Rectangular	Rectangular	Rectangular
Operating Voltage	350 VAC	600 VAC	600 VAC	600 VAC	900 VAC	900 VAC
Current Rating (Amps)	2.5	3	3	3	3	3
Power & Signal on Same Layout	No	No	No	No	No	Available
Operating Temperature	-67°F to 257°F -55°C to 125°C	-67°F to 257°F -55°C to 125°C	-67°F to 347°F -55°C to 175°C	-67°F to 275°F -55°C to 135°C	-67°F to 392°F -55°C to 200°C	-67°F to 392°F -55°C to 200°C
Submersible	No	No	No	No	No	No
Individual Wire Sealing	No	Available	Available	Available	No	No
Cable Jacket Sealing	No	No	Available	Available	No	No
Type of Coupling	Push-Pull or Thumbscrews	Screw Lock or Thumbscrews	Screw Lock or Thumbscrews	Screw Lock or Thumbscrews	Screw Lock	Screw Lock
Life in Mating Cycles (min.)	500	500	500	500	500	500
Shock Test (g's)	50	50	50	50	50	50
Vibration Test (grms)	5	20	20	20	1	1
Susceptibility to Damage	Low	Low	Low	Low	Low	Low
Shell Material	Steel	Aluminum Alloy	Aluminum Alloy	Aluminum Alloy	Aluminum Alloy	Aluminum Alloy
Shell Plating	Electroless Nickel	Yellow Chromate over Cadmium, Electroless Nickel, or Black Anodized	Electroless Nickel	Yellow Chromate over Cadmium or Electroless Nickel	Nickel, Cadmium, Black Anodize, or Chem Film	Nickel, Cadmium, Black Anodize, or Chem Film
Shell Color	Silver	Silver, Yellow, or Black	Silver	Silver or Yellow	Silver, Yellow, or Black	Silver, Yellow, or Black
Positive Shell Polarization	Available	Available	No	No	Available	Available
Insert Polarization Options	No	No	No	No	No	No
User Polarization	No	No	No	No	No	No
Standards/Associated Specs.	-	MIL-DTL-83513	MIL-DTL-83513	MIL-DTL-83513	MIL-DTL-83513	MIL-DTL-83513
Contact Plating	Gold	Gold	Gold	Gold	Gold	Gold
Contact Styles	Pin / Socket	Pin / Socket	Pin / Socket	Pin / Socket	Pin / Socket	Pin / Socket
Crimp	■					
Solder		■	■	■	■	
Printed Circuit Solder	■	■	■	■		■
Printed Circuit Press Fit						
Thermocouple						
Wire Wrap						
Co-ax		■				
Insulation Displacement or Screw						
Pre-Terminated	■	■	■	■	■	■
Fiber Optic						
High Voltage						
First-Mate Last-Break						

NOTE: ITT Cannon is not currently certified by the DLA and these products are not covered by the QPL/QML.
Military Part Numbers: MIL-DTL-38999, MIL-DTL-26482, MIL-DTL-24308, MIL-DTL-83723, MIL-DTL-83733, MIL-DTL-83513







MICRO-D	MICRO-MINIATURE CIRCULAR				
MICRO-D COMBO	2M	SCE2 / TERRAPIN	MKJ	MIKQ	MIKM
					
ULTI-MATE	AMPHENOL	AMPHENOL	ITT CANNON	ITT CANNON	ITT CANNON
■	■	■	■	■	■
■	■	■	■	■	
■	■	■	■	■	
36 to 16	20 to 12	30 to 24	28 to 12	26 to 25	26 to 25
Various	1 to 130	7 to 37	2 to 85	7, 19, 37	7, 55, 85
No	Available	Available	Available	No	No
No	Available	Available	Available	Available	Available
Rectangular	Circular	Circular	Circular	Circular	Circular
900 VAC	1,800 VAC	400 VAC	1,800 VAC	600 VAC	600 VAC
10	20	23	20	3	3
Available	Available	Available	Available	No	No
-67°F to 392°F -55°C to 200°C	-67°F to 392°F -55°C to 200°C	-67°F to 257°F -55°C to 125°C	-67°F to 392°F -55°C to 200°C	-67°F to 257°F -55°C to 125°C	-67°F to 257°F -55°C to 125°C
No	Available	Available	Available	No	No
No	Available	No	Available	Available	Available
No	Available	Available	Available	No	No
Screw Lock	Push-Pull, Bayonet, Dual-Lead Threaded, or Triple-Lead Threaded	Push-Pull	Push-Pull, Bayonet, Triple & Dual-Lead Threaded	Push-Pull	Threaded
500	250 / 2,000	200	250 / 2,000	500	500
-	300	100	300	50	50
-	37	10	37	20	20
Low	Extra Low	Very Low	Extra Low	Low	Low
Aluminum Alloy	Aluminum Alloy	Aluminum Alloy	Aluminum Alloy	Brass	Stainless Steel
Nickel, Cadmium, Black Anodize, or Chem Film	Black Anodized, Electroless Nickel, Cadmium, Durmalon Passivated, or Zinc-Nickel (Black or Green)	Black-Silver	Black Anodized, Electroless Nickel, Cadmium, Passivated, or Zinc-Nickel (Black or Green)	Electroless Nickel	Passivated
Silver, Yellow, or Black	Olive Drab, Silver, or Black	Black Matte	Olive Drab, Silver, or Black	Silver	Silver
Available	Available	Available	Available	No	No
No	Available	Available	Available	No	No
No	No	No	No	No	No
-	-	-	-	-	-
Gold	Gold	Gold	Gold	Gold	Gold
Pin / Socket	Pin / Socket	Pin / Socket	Pin / Socket	Pin / Socket	Pin / Socket
	■		■		
	■	■			
■	■	■			
■					
■		■		■	■







CONNECTOR
SELECTOR

	HIGH-SPEED	PUSH-PULL				
	RJF	44 SERIES	ALDEN	C091	B-SERIES	E-SERIES
						
	AMPHENOL	AMPHENOL	AMPHENOL	AMPHENOL	LEMO	LEMO
Industrial/Commercial	■	■	■	■	■	■
Harsh Environment	■	■	■			■
Military	■					
Wire Gauge Range (AWG)	CAT5 / 6E	18 to 14	26 to 12	26 to 18	48 to 6	48 to 0
Number of Circuits	2 to 79	1 to 6	1 to 78	3 to 14	2 to 64	1 to 106
Sealed Against Water Jets	Available	Available	Available	Available	No	Available
EMI / RFI Shielding	Available	No	Available	Available	Available	Available
Style	Circular	Circular	Circular	Circular	Circular	Circular
Operating Voltage	-	250 VAC	300 VAC	250 VAC / 60 VAC	3000 VAC	3000 VAC
Current Rating (Amps)	-	8	20	5	50	230
Power & Signal on Same Layout	No	Available	Available	Available	Available	Available
Operating Temperature	-40°F to 185°F -40°C to 85°C	-40°F to 221°F -40°C to 105°C	-4°F to 257°F -20°C to 125°C	-40°F to 185°F -40°C to 85°C	-67°F to 482°F -55°C to 250°C	-67°F to 392°F -55°C to 200°C
Submersible	Available	Available	Available	Available	No	Available
Individual Wire Sealing	No	Available	No	No	No	No
Cable Jacket Sealing	Available	No	Available	Available	No	Available
Type of Coupling	Push-Pull, Bayonet, or Triple-Lead Threaded	Friction-Fit	Pulse-Lock	Threaded or Bayonet	Push-Pull	Push-Pull
Life in Mating Cycles (min.)	500	25 (Max)	5,000	1,000	5000	5000
Shock Test (g's)	250	-	-	-	100	100
Vibration Test (grms)	10	-	-	-	15	15
Susceptibility to Damage	Very Low	Medium	Low	Very Low	Low	Low
Shell Material	Thermoplastic, Aluminum, Marine Bronze, or Stainless Steel	Stanoprene or Thermoplastic Rubber	Thermoplastic or Brass	Die Cast	Brass, Aluminum, or Stainless Steel	Brass or Stainless Steel
Shell Plating	Cadmium, Electroless Nickel, Anodized, or Black Alloy	None	Nickel-Plated	Nickel	Chrome or Anodize	Chrome or Anodize
Shell Color	Olive Drab, Silver, Black, or Bronze	Black	Black or Silver	Silver	Silver or Black	Silver or Black
Positive Shell Polarization	Available	No	Available	No	Available	Available
Insert Polarization Options	Available	No	No	No	Available	Available
User Polarization	Available	No	No	No	No	No
Standards/Associated Specs.	-	-	-	UL E63093	-	-
Contact Plating	Gold	Tinned	Gold	Silver	Gold	Gold
Contact Styles	RJ45	Pin / Socket	Pin / Socket	Pin / Socket	Pin / Socket	Pin / Socket
Crimp		■	■	■	■	■
Solder			■	■	■	■
Printed Circuit Solder	■			■	■	■
Printed Circuit Press Fit						
Thermocouple					■	■
Wire Wrap			■			
Co-ax					■	■
Insulation Displacement or Screw			■			
Pre-Terminated	■					
Fiber Optic	■				■	
High Voltage					■	■
First-Mate Last-Break					■	







PUSH-PULL				TRIDENT	
K-SERIES	M-SERIES	S-SERIES	JBX	RINGLOCK	NEPTUNE
					
LEMO	LEMO	LEMO	SOURIAU	ITT CANNON	ITT CANNON
■	■	■	■	■	■
■	■			■	■
48 to 6	32 to 16	48 to 0	12 to 32	28 to 14	28 to 12
2 to 64	2 to 114	1 to 106	2 to 30	4 to 48	4 to 48
Available	Available	No	Available	Available	Available
Available	Available	Available	Available	No	No
Circular	Circular	Circular	Circular	Circular	Circular
3000 VAC	1000 VAC	3000 VAC	3000 VAC	250 VAC	250 VAC
Up to 50	Up to 23	Up to 230	30	16	30
Available	Available	Available	Available	No	Available
-67°F to 392°F -55°C to 200°C	-67°F to 392°F -55°C to 200°C	-67°F to 392°F -55°C to 200°C	-40°F to 257°F -40°C to 125°C	-67°F to 221°F -55°C to 105°C	-67°F to 221°F -55°C to 105°C
Available	Available	No	No	Available	Available
No	No	No	No	No	Available
Available	Available	No	No	Available	Available
Push-Pull	Ratcheted Twist	Push-Pull	Push-pull	Bayonet	Bayonet
5000	3000	5000	5,000	500	500
100	300	100	100	10	10
15	30	15	15	15	15
Low	Low	Low	Low	Low	Low
Brass, Aluminum, or Stainless Steel	Aluminum or Brass	Brass, Aluminum, or Stainless Steel	Brass	UL94V0 Plastic / Copper Alloy	UL94V0 Plastic / Copper Alloy
Chrome or Anodize	Anthracite Nickel or Chrome	Chrome or Anodize	Chrome or Black Chrome over Nickel	Nickel	Nickel
Silver or Black	Dull Gray or Silver	Silver or Black	Silver or Black	Black	Black and Silver
Available	Available	Available	Available	Available	Available
Available	Available	Available	Available	No	No
No	No	No	No	Available	Available
-	-	-	UL 1977	UL	UL
Gold	Gold	Gold	Gold	Tin or Gold	Tin or Gold
Pin / Socket	Pin / Socket	Pin / Socket	Pin / Socket	Pin / Socket	Pin / Socket
■	■	■	■	■	■
■		■	■	■	■
■	■	■	■	■	■
■		■			
■					
■				■	■
■					
■		■			
■					






CONNECTOR
SELECTOR

	TRIDENT		TRIM-TRIO			
	TNM	MULTIWAY	UTG	UTL	UTO	UTS
						
	ITT CANNON	ITT CANNON	SOURIAU	SOURIAU	SOURIAU	SOURIAU
Industrial/Commercial	■	■	■	■	■	■
Harsh Environment	■		■	■	■	■
Military						
Wire Gauge Range (AWG)	28 to 8	28 to 14	30 to 8	30 to 14	30 to 8	30 to 8
Number of Circuits	4 to 19	50 & 75	3 to 48	4 to 8	3 to 61	2 to 32
Sealed Against Water Jets	Available	No	Available	Available	Available	Available
EMI / RFI Shielding	Available	Available	No	No	Yes	No
Style	Circular	Rectangular	Circular	Circular	Circular	Circular
Operating Voltage	250 VAC	200 VAC	250 VAC	600 VAC	600 VAC	650 VAC
Current Rating (Amps)	40	16	23	16	44	44
Power & Signal on Same Layout	No	No	Available	Available	Available	Available
Operating Temperature	-67°F to 221°F -55°C to 105°C	-67°F to 248°F -55°C to 120°C	-67°F to 257°F -55°C to 125°C	-40°F to 221°F -40°C to 105°C	-40°F to 221°F -40°C to 105°C	-40°F to 221°F -40°C to 105°C
Submersible	Available	No	No	Available	Available	Available
Individual Wire Sealing	Available	No	No	No	No	Available
Cable Jacket Sealing	Available	No	No	Available	Available	Available
Type of Coupling	Bayonet	Thumbscrews	Bayonet	Push-Pull	Bayonet	Bayonet
Life in Mating Cycles (min.)	500	500	500	1000	500	250
Shock Test (g's)	10	-	50	-	50	-
Vibration Test (grms)	15	-	15	-	15	-
Susceptibility to Damage	Low	Low	Low	Low	Low	Low
Shell Material	Zinc Alloy	Zinc Alloy	UL94V0 Plastic / Copper-Zinc Alloy	Thermoplastic	Zinc Alloy or Aluminium Alloy	Thermoplastic
Shell Plating	Nickel	Zinc Alloy Gray	Nickel	None	Nickel	None
Shell Color	Silver	Gray	Black and Silver	Black	Silver	Black
Positive Shell Polarization	Available	Available	Available	Available	Available	Available
Insert Polarization Options	No	No	No	No	No	No
User Polarization	Available	No	No	No	No	No
Standards/Associated Specs.	UL	-	UL	UL, IEC, VDE	UL, CSA, IEC	UL, IEC
Contact Plating	Tin or Gold	Tin or Gold	Gold, Tin, or Silver	Gold or Tin	Gold, Tin, or Silver	Gold, Tin, or Silver
Contact Styles	Pin / Socket	Pin / Socket	Pin / Socket	Pin / Socket	Pin / Socket	Pin / Socket
Crimp	■	■	■	■	■	■
Solder	■					■
Printed Circuit Solder	■		■	■	■	■
Printed Circuit Press Fit						
Thermocouple						
Wire Wrap						
Co-ax	■			■	■	■
Insulation Displacement or Screw				■		■
Pre-Terminated				■		■
Fiber Optic						■
High Voltage						
First-Mate Last-Break			■	■	■	■

TRIM-TRIO	CLIP & SNAP LOCK			26500	ADDITIONAL SERIES
SMS	CLC	SLC	SLE	OMEGA / C48	LMD / LMS
					
SOURIAU	ITT CANNON	ITT CANNON	ITT CANNON	CINCH	AMPHENOL
■	■	■	■	■	■
	■	■	■	■	
30 to 14	20 to 16	20 to 16	20 to 16	24 to 12	28 to 8
2 to 36	2 & 4	5 & 10	19 & 28	-	1 to 16
No	Available	Available	Available	No	Available
No	No	No	No	No	No
Rectangular	Circular	Circular	Rectangular	Circular	Rectangular
250 VDC	1,000 VAC	1,000 VAC	1,000 VAC	1,500 VAC	600 VAC
10	5	5	5	7.5, 13, 23	46
No	No	No	No	Available	No
-67°F to 221°F -55°C to 105°C	-40°F to 302°F -40°C to 150°C	-40°F to 302°F -40°C to 150°C	-40°F to 257°F -40°C to 125°C	-67°F to 392°F -55°C to 200°C	-67°F to 284°F -55°C to 140°C
No	Available	Available	Available	No	No
No	Available	Available	Available	No	Available
No	Available	Available	No	No	No
Quick Disconnect	Clip Lock	Slide Lock	Slide Lock	Bayonet or Threaded	Thumbscrews
500	25	25	25	200 - 500	250
-	100	100	100	50	-
-	10.2	10.2	10.2	20	-
Low	Very Low	Very Low	Very Low	Low	Low
Polyamide	Thermoplastic	Thermoplastic	Thermoplastic	Stainless Steel and Aluminum	Thermoplastic
None	-	-	-	Electroless Nickel, Cadmium Over Nickel, or Anodized	-
Black, White (Fire Resistant)	Black	Black	Black	Black Anodize	Black
Available	Available	Available	Available	Available	Available
No	Available	Available	Available	No	No
Available	No	No	Available	No	Available
UL E238675 or CSA LR44961-21	-	-	-	MIL-DTL-26500	-
Gold, Silver, or Tin	Gold	Gold	Gold	Gold	Gold
Pin / Socket	Pin / Socket	Pin / Socket	Pin / Socket	Pin / Socket	Pin / Socket
■	■	■	■	■	■
				■	
■			■	■	■
					■
				■	




CONNECTOR
SELECTOR



	ADDITIONAL SERIES					
	LUMINUS	STAR-LINE®	ECOMATE®	ECOMATE® RM	A-SERIES™	SurLok Plus™
						
	AMPHENOL	AMPHENOL	AMPHENOL	AMPHENOL	AMPHENOL	AMPHENOL
Industrial/Commercial	■	■	■	■	■	■
Harsh Environment		■				
Military						
Wire Gauge Range (AWG)	28 to 12	18 to 777MCM	26 to 14	30 to 8	22 to 12	8 to 2/0
Number of Circuits	1 to 12	1 to 143	4 to 7	1 to 48	2 to 12	1
Sealed Against Water Jets	Available	Available	Available	No	No	No
EMI / RFI Shielding	No	No	No	Available	No	No
Style	Circular	Circular	Circular	Circular	Rectangular	Circular
Operating Voltage	1,500 VAC	1,000 VAC	400 VAC / 250 VAC	630 VAC	500 VAC	1000 AC / DC
Current Rating (Amps)	23	1,135	16	300	25	300
Power & Signal on Same Layout	Available	Available	Available	No	No	No
Operating Temperature	-85°F to 257°F -65°C to 125°C	-67°F to 257°F -55°C to 125°C	-40°F to 212°F -40°C to 100°C	-40°F to 221°F -40°C to 105°C	-67°F to 257°F -55°C to 125°C	-40°F to 257°F -40°C to 125°C
Submersible	Available	Available	Available	Available	Available	No
Individual Wire Sealing	Available	No	No	Available	Available	No
Cable Jacket Sealing	No	Available	Available	Available	Available	No
Type of Coupling	Twist Lock or Push-Pull	Dual Lead Acme Thread	Threaded	Bayonet	Latch Lock	Press to Release
Life in Mating Cycles (min.)	50 - PP 500 - TL	500	500	500	100	500
Shock Test (g's)	100 - TL	60	-	-	50	-
Vibration Test (grms)	15	-	-	-	10	-
Susceptibility to Damage	Low	Very Low	Very Low	Low	Med	Low
Shell Material	Polyamide	Aluminum Alloy	PA6.6 / PA6	Aluminum	Thermoplastic	Composite
Shell Plating	-	Hard Anodic	None	Nickel	None	None
Shell Color	Various Colors	Black	Black and Blue	Silver	Gray or Black	Orange, Black, or Red
Positive Shell Polarization	Available	No	No	No	Available	Available
Insert Polarization Options	Available	Available	No	Available	No	Available
User Polarization	No	No	No	No	No	
Standards/Associated Specs.	BACC63EDA, BACC63EDB, BACC63EEA, BACC63EEB	UL #E184393	VDE1781, 1780: SEV00.00394: UL E63093: CSA 48932: German Lloyd 14108 / 84	UL1977	-	UL1977
Contact Plating	Gold	Gold or Silver	Silver or Gold	Gold or Nickel	Gold or Nickel	Silver
Contact Styles	Pin / Socket	Pin / Socket	Pin / Socket	Pin / Socket	Pin / Socket	Pin / Socket
Crimp	■	■	■	■	■	■
Solder		■	■			
Printed Circuit Solder					■	
Printed Circuit Press Fit						
Thermocouple		■				
Wire Wrap						
Co-ax						
Insulation Displacement or Screw			■			■
Pre-Terminated						
Fiber Optic						
High Voltage					■	
First-Mate Last-Break						

ADDITIONAL SERIES				
RADLOK™	heavy mate®	DL	APD	POWERLOCK / SNAPLOCK
				
AMPHENOL	AMPHENOL	ITT CANNON	ITT CANNON	VEAM (ITT CANNON)
■	■	■	■	■
	■		■	■
10mm2 to 120mm2	26 to 3/0	32 to 18	20 to 0	-
1	1 to 108	60 to 2,496	1 to 4	1
Available	Available	No	Available	Available
No	Available	Available	No	No
Circular	Rectangular	Rectangular	Circular	Circular
1000 AC / DC	250 to 1,000V	1,200 VAC	1,000 VDC	1,000 / 1,500 VAC
400	200	10 ^{##}	240	600
No	Available	No	No	No
-40°F to 257°F -40°C to 125°C	-40°F to 257°F -40°C to 125°C	-67°F to 221°F -55°C to 105°C	-40°F to 284°F -40°C to 140°C	-22°F to +257°F -30°C to +125°C
No	No	No	Available	No
No	No	No	Available	No
No	Available	No	Available	No
Press to Release	Locking Lever	Quarter Turn Handle	Reverse Bayonet	Bayonet
500	500	up to 100,000	50	500
-	-	50	20	-
-	-	20	20	15
Low	Low	Extra Low	Very Low	
Composite	Aluminum Alloy, PA Thermoplastic, or Zinc Alloy	Thermoplastic or Aluminum Alloy	PA Plastic	PBT
None	None	Nickel (DLM)	-	-
Orange, Black, or Red	Various	Black or Silver	Various	Various
Available	No	Available	Available	No
Available	Available	No	Available	No
	Available	Available	Available	No
-	SEV, UL #E63093, CSA #700721	-	DIN72585	-
Silver, Tin, Nickel	Silver	Gold over Nickel	Gold, Tin, or Silver	Brass or Copper
Pin / Socket	Pin / Socket	Flat-Wiping	Pin / Socket	Pin / Socket
■	■	■	■	■
			■	
		■	■	
		■		
■	■		■	■
■			■	

Buss Contact to 60 Amps

CONNECTOR
SELECTOR

38999 SERIES			
	SURE-SEAL®	SPEC PAK® SEALED	SAF-D-GRID®
			
	SURE-SEAL	ANDERSON	ANDERSON
Industrial/Commercial	■	■	■
Harsh Environment	■	■	
Military			
Wire Gauge Range (AWG)	20 to 4	24 to 3	18 to 10
Number of Circuits	1 to 10	up to 9	3
Sealed Against Water Jets	Available	No	No
EMI / RFI Shielding	No	No	No
Style	Circular / Rectangular	Circular / Rectangular	Rectangular
Operating Voltage	400 VAC	600 VAC / DC	600 VAC / DC
Current Rating (Amps)	15 [#]	240	40
Power & Signal on Same Layout	No	Available	No
Operating Temperature	-40°F to 185°F -40°C to 85°C	-40°F to 221°F -40°C to 105°C	-4°F to 176°F -20°C to 80°C
Submersible	Available	Available	No
Individual Wire Sealing	Available	No	No
Cable Jacket Sealing	Available	Available	No
Type of Coupling	Multi-Ripple	Quick Disconnect	Quick Disconnect
Life in Mating Cycles (min.)	50	1,500	5,000
Shock Test (g's)	50	50	50
Vibration Test (grms)	-	7.5	20
Susceptibility to Damage	Low	Very Low	Low
Shell Material	Elastomeric	PC / PBT	Nylon / PC
Shell Plating	-	-	-
Shell Color	Black	Black	Black / Gray
Positive Shell Polarization	Available	Available	Available
Insert Polarization Options	No	Available	No
User Polarization	No	No	No
Standards/Associated Specs.	UL	UL, CSA, IEC	UL, CSA, IEC
Contact Plating	Tin or Gold	Silver, Gold, or Tin	Silver
Contact Styles	Pin / Socket	Varies	Flat-Wiping
Crimp	■	■	■
Solder			
Printed Circuit Solder	■		
Printed Circuit Press Fit			
Thermocouple			
Wire Wrap			
Co-ax			
Insulation Displacement or Screw			
Pre-Terminated			
Fiber Optic			
High Voltage			
First-Mate Last-Break		■	■


ADDITIONAL SERIES				
MARC	POWERMOD®	POWERMOD® HP	POWER DRAWER®	POWERPOLE® PAK
				
ANDERSON	ANDERSON	ANDERSON	ANDERSON	ANDERSON
■	■	■	■	■
20 to 10	24 to 12	6 to 4/0	30 to 8	20 to 10
1 to 8	2 to 30	1 or 2	25 to 37	2 to 8
No	No	No	No	No
No	No	No	No	No
Rectangular Blindmate	Rectangular	Rectangular	Circular / Rectangular	Rectangular
600 VAC / DC	600 VAC / DC	600 VAC / DC	600 VAC / DC	600 VAC / DC
29	30	400	450	55
No	No	No	Yes	Available
-40°F to 257°F -40°C to 125°C	-67°F to 356°F -55°C to 180°C	-40°F to 266°F -40°C to 130°C	-40°F to 257°F -40°C to 125°C	-4°F to 221°F -20°C to 105°C
No	No	No	No	No
No	No	No	No	No
wNo	No	No	No	No
Quick Disconnect	Quick Disconnect	Quick Disconnect	Quick Disconnect	Quick Disconnect
10,000	1,000	500	250	10,000
-	50	-	-	-
-	10	-	-	
Low	Very Low	Very Low	Very Low	Low
PBT	PC	PBT	PBT	PBT
-	-	-	-	-
Black	Multi	Black	Black	Black
Available	No	Available	Available	Available
No	Available	Available	Available	Yes
No	No	Yes	No	Yes
UL, CSA	UL, CSA, IEC	UL, CSA	UL, CSA	UL, CSA
Silver or Tin	Silver or Tin	Gold or Tin	Silver	Silver or Gold
Flat-Wiping	Pin / Socket	Pin / Socket	Pin / Socket	Pin / Socket
■	■	■	■	■
			■	
	■		■	■
■				

[#]Power Sure Seal to 85 Amps

PRODUCT FEATURES

5015//////////////////////////////////// 5015//////////////////////////////////// 26482//////////////////////////////////// 38999////////////////////////////////////

97 SERIES // AMPHENOL



- Solder Termination
- UL-Recognized and CSA-Certified
- Wide Selection of Shell Styles and Insert Patterns
- Threaded Coupling, Hard Dielectric Inserts

CB/CA-B-BAYONET SERIES // ITT CANNON




- Full Military Temperature Range
- Rugged Shell
- Simple Mating and Unmating
- Wide Range of Current-Carrying Capability
- Intermateable with All VG95234 Connectors

PV MIL-DTL-26482 SERIES II // ITT CANNON




- Full Military Temperature Range
- Rugged Shell
- Standard Shielding Interface: EMI / RFI Shielding
- Resilient Insulator and Grommet

AMPHE-LITE SERIES // AMPHENOL




- UL-Recognized, File E115497 RoHS Compliant
- EMI Shielding Protection
- Self-Locking Connector Systems
- Contact Protection, Scoop Proof

AIT/MS SERIES // AMPHENOL




- MIL-DTL-5015
- Broad Temperature Range
- Rugged Shell
- Wide Range of Current-Carrying Capability

CIR SERIES // ITT CANNON



- Broad Temperature Range
- Rugged Shell
- Wide Range of Current-Carrying Capability

851 // SOURIAU



- Rotational Blindmate Error Correction
- Sequential Mating
- Mechanically Keyed Housing

SJT SERIES // AMPHENOL




- Quick Mating
- Shielded Interconnect
- Qualified to JAN1003
- Corrosion Resistant

MS3450 SERIES // AMPHENOL



- Broad Temperature Range
- Rugged Shell
- Wide Range of Current-Carrying Capability

PT/PTSE MIL-DTL-26482 SERIES I // AMPHENOL



- VG 95328
- Rugged Shell
- Solder or Crimp Gold-Plated Contacts

LJT MIL-DTL-38999 SERIES I // AMPHENOL




- Shielded Interconnect
- Utilizes High-Quality Military Contacts
- Corrosion Resistant

KJL MIL-DTL-38999 SERIES I // ITT CANNON




- Quick Mating
- Shielded Interconnect
- Corrosion Resistant
- Full Metal Contact Retention Clips

AIB/GT SERIES // AMPHENOL



- Audible, Visual, and Tactile Confirmation of Mating
- Intermateable with All VG95234 Connectors
- Wide Range of Current-Carrying Capability
- Shock and Vibration Resistant

62GB SERIES // AMPHENOL



- Based on MIL-DTL-26482 BS 9522 F0017
- Rugged Shell
- Solder Gold-Plated Contacts
- Optional Keyway Positions

JT MIL-DTL-38999 SERIES II // AMPHENOL




- Low-Profile Connector Design
- High-Density Connectors
- Operates at Extreme Temperatures

KJ MIL-DTL-38999 SERIES II // ITT CANNON



- High Reliability
- Low-Profile Connector Design
- Light Weight
- Operates at Extreme Temperatures

BACC 5015 SERIES // AMPHENOL




- Boeing Certified
- Front-Release Crimp Contacts
- Sealed to Withstand Moisture

MB MIL-DTL-26482 SERIES II // AMPHENOL



- High Quality Contact System
- Rear Contact Insertion and Release System
- Cork-in-a-Bottle Interfacial Seal System
- Broad Operating Temperatures

TV-CTV MIL-DTL-38999 SERIES III // AMPHENOL




- High Reliability
- Self-Locking Connector Systems
- Contact Protection, Scoop Proof

KJB MIL-DTL-38999 SERIES III // ITT CANNON




- High Reliability
- EMI Shielding Protection
- Utilizes High-Quality Military Contacts
- High-Density Connectors

CT/MS-E/F/R SERIES // ITT CANNON



- Full Military Temperature Range
- Rugged Shell
- Standard Shielding Interface: EMI / RFI Shielding
- Resilient Insulator and Grommet

KPT / KPSE MIL-DTL-26482 SERIES I // ITT CANNON



- MIL-DTL-26482 VG95328
- Resistant to Military Environments
- Wide Range of Current-Carrying Capability

NOTE: ITT Cannon is not currently certified by the DLA and these products are not covered by the QPL/QML.
Military Part Numbers: MIL-DTL-38999, MIL-DTL-26482, MIL-DTL-24308, MIL-DTL-83723, MIL-DTL-83733, MIL-DTL-83513

NOTE: ITT Cannon is not currently certified by the DLA and these products are not covered by the QPL/QML.
Military Part Numbers: MIL-DTL-38999, MIL-DTL-26482, MIL-DTL-24308, MIL-DTL-83723, MIL-DTL-83733, MIL-DTL-83513

PRODUCT FEATURES

38999 // EXPLOSIONPROOF // D-SUB // MICROD-SUB

8LT // SOURIAU



- High Contact Density
- RFI-EMI Shielding and Shell to Shell Continuity
- Resistance to Hydraulic Fluids
- Qualified to MIL-DTL-38999 Series I

STAR-LINE EX® SERIES // AMPHENOL



- ATEX and IECEx Certified
- High Tensile Strength Aluminum
- Radsok® High Amperage Contacts

D-SUB / M24308 // CINCH



- 200 or 500 Mating Cycles
- Optimization of Space
- UL-Recognized and CSA-Certified

MICRO-D CIRCUIT // ULTI-MATE



- Condensed Footprint
- Replacement for the MR75 Series Industry Standard
- Meets Requirements of MIL-DTL-83513

8T // SOURIAU



- 30% Shorter Than 38999 Series I
- Withstand Up to 500 Hrs of Salt Spray
- Support up to 128 Contacts
- Qualified to MIL-DTL-38999 Series II

SPACE/HIGH RELIABILITY D-SUB SERIES // ITT CANNON



- High-Density Insert Arrangements
- Thousands of Styles, Mounting Options, and Contacts
- Qualified to NASA Goddard
- ESA/ESCC Qualified Connectors Available

MDSM SERIES // ITT CANNON



- Audible, Visual, and Tactile Confirmation of Mating
- Intermateable with all VG95234 Connectors
- Wide Range of Current Carrying Capability

MICRO-D COMBO // ULTI-MATE



- Meets Requirements of MIL-DTL-83513
- Twisted Pin Contact
- Meets Requirements of MIL-C-55302

8D // SOURIAU



- EMI / RFI Shielding Protection
- Qualified to D38999, EN3645 & BACC63
- Quick Screw Coupling with Self Locking Mechanism
- Qualified to MIL-DTL-38999 Series III

MIL/HIGH RELIABILITY D-SUB SERIES // ITT CANNON



- High-Density Insert Arrangements
- Dimpled Shells for Grounding
- Qualified to MIL-DTL-24308 Specifications

MDM MIL-DTL-83513 SERIES // ITT CANNON



- Full Military Temperature Range
- Rugged Shell
- Simple Mating and Unmating
- Resilient to Shock and Vibration
- High Temp Version Available, Up to 200°C

2M SERIES // AMPHENOL



- 71% Weight Saving Compared to MIL-DTL-38999
- Broad Family with many Styles and Options
- 52% Smaller Than MIL-DTL-38999
- For Use in the Harshest of Environments

EXPLOSIONPROOF

AMPHE-EX™ SERIES // AMPHENOL




- Ease of Assembly
- Double-Lead Acme Threaded Coupling System
- ATEX for Zone 1-IIC, IECEx, AEX and Centelec IP68-Rated

COMBO D-SUB SERIES // ITT CANNON



- 200 or 500 Mating Cycles
- Optimization of Space
- Various Insert Combinations Available Mixing Signal with Power/Co-Axial Contacts

HIGH TEMP MICRO-D // CINCH



- Full Harnessing Capabilities
- High Mating Cycles and Better Resistance to Shock and Vibration

SCE2 / TERRAPIN SERIES // AMPHENOL



- Superior EMC Performance
- Environmental Sealing to IP68
- 2,000 Plus Matings
- Waterproof

MICRO-D // CINCH



- MIL-DTL-83513
- Twisted Pin Contact
- Meets Requirements of MIL-C-55302

MKJ SERIES // ITT CANNON



- Contacts Meet MIL-C-39029 Specifications
- Well Suited for Harsh Environments
- High-Density of Contacts

WIRED MICRO-D HIGH TEMP // ULTI-MATE



- Low Profile and Standard Profile Series
- Available in Configurations to Operate at 200°C (393°F)
- Exceeding Normal Requirements of MIL-DTL-83513

MIKQ SERIES // ITT CANNON



- Push-Pull Coupling
- High-Density .050" Spacing
- Fully Potted Wires for Sealing and Strain Relief
- Front and Rear Panel Mounting


NOTE: ITT Cannon is not currently certified by the DLA and these products are not covered by the QPL/QML.
Military Part Numbers: MIL-DTL-38999, MIL-DTL-26482, MIL-DTL-24308, MIL-DTL-83723, MIL-DTL-83733, MIL-DTL-83513

NOTE: ITT Cannon is not currently certified by the DLA and these products are not covered by the QPL/QML.
Military Part Numbers: MIL-DTL-38999, MIL-DTL-26482, MIL-DTL-24308, MIL-DTL-83723, MIL-DTL-83733, MIL-DTL-83513

PRODUCT FEATURES


MICRO-MINIATURECIRCULAR//////////////////////////////////////PUSH-PULL//////////////////////////////////////TRIDENT//////////////////////////////////////TRIM-TRO//////////////////////////////////////

MIKM SERIES // ITT CANNON




- Stainless Steel Housings
- Strong Threaded Coupling System
- Fully Potted Wires for Sealing and Strain Relief
- Resilient to Shock and Vibration

E-SERIES // LEMO




- 7 Different Sizes
- Multipole with Stepped Inserts
- Over 22 Shell Styles
- UL-Recognized

NEPTUNE SERIES // ITT CANNON



- Mixed Signal and 30A Power Contact Version
- Up to IP67 Cable Sealing
- Sealed Up to IP65 with Cable Clamp
- Cost Effective and Rugged


UTS // SOURIAU



- 1/3 Turn Bayonet Coupling
- UL / IEC Qualified
- High Resistance to UV and Corrosion
- IP68 / IP69K Sealing Even in Dynamic Situations


HIGH-SPEED//////////////////////////////////////

RJF SERIES // AMPHENOL




- Full Military Temperature Range
- Rugged Shell
- Standard Shielding Interface: EMI / RFI Shielding
- Resilient Insulator and Grommet

K-SERIES // LEMO




- Solder, Crimp or Print Contacts
- High Packing Density for Space Savings
- Multipole Types 2 to 64 Contacts
- 360 Degree Screening for Full EMC Shielding

TNM SERIES // ITT CANNON



- Mixed Signal and 30A Power Contact Version
- Up to IP67 Cable Sealing
- Rugged 360° Shielded Solution
- RoHS Compliant


SMS // SOURIAU



- Quick Release
- Railway EN45545 Flame Retardant Option
- UL-Recognized / CSA Certified
- Wire Attachment or PCB Mounting Options


PUSH-PULL//////////////////////////////////////

44 SERIES // AMPHENOL




- Long-Term Resistance Against Environmental Impacts
- 3 Liquid-Proof Seals (Primary, Secondary and Wire)
- Protection Class IP 65/67
- Protection Against Mismating

M-SERIES // LEMO




- Fully Shielded
- Triple-Start Fast-Locking Ratchet Mechanism
- Vibration Secure and Sealed

MULTIWAY SERIES // ITT CANNON



- Fully tested to MIL-STD-202
- Polarizing Between Connectors Available
- RoHS Compliant

CLC SERIES // ITT CANNON



- Clip Lock
- Extremely Small Size
- Terminal Position Assurance
- Strong Resistance to Environmental Contaminants

ALDEN SERIES // AMPHENOL




- Quick Release Action
- EMI Shielding
- IP67 Sealed
- Field Installable Versions

S-SERIES // LEMO




- 8 Different Sizes
- Over 50 Shell Styles
- 9 Color Codings

UTG // SOURIAU




- Metal & Plastic Connector
- 500 Mating Cycles
- 1/3-Turn-Bayonet Coupling
- UL / IEC Qualified

SLC SERIES // ITT CANNON




- Shared Tooling With SLC and CLC
- Keyable Connector Bodies
- Convertible Mounting
- Strong Connector Snap Locks

C091 SERIES // AMPHENOL




- Available with Crimp, Solder or PCB Terminals
- Internal Strain Relief
- EMI-Shielded, Fully Mated on A&D Types
- Ability to Rewire

JBX // SOURIAU




- 1,000 Mating Cycles
- Audible and Tactile Confirmed Mating
- 360° EMI Shielding (55 dB up to 100MHz)
- Flammability Rating of UL94 V-0

UTL // SOURIAU




- Current Breaking Capacity
- 500 Mating Cycles
- Blind Mating Due to Key Shape Design
- UL / IEC Qualified

SLE SERIES // ITT CANNON




- Rectangular Connector Bodies
- Keyable Connector Bodies
- Clamshell-Style Plug Cable Clamps
- Strong Connector Snap Locks

B-SERIES // LEMO




- Secure Push-Pull Self-Latching System
- Solder, Crimp or PCB Straight or Elbow Contacts
- Multiple Key Options to Avoid Mismating
- High Packing Density for Space Savings on Panel

RINGLOCK SERIES // ITT CANNON




- Rugged Metal Coupling Nut
- PCB Available
- Sealed up to IP65 with Cable Clamp
- RoHS Compliant

UTO // SOURIAU



- 500 Mating Cycles
- 1/3-Turn-Bayonet Coupling
- UL / IEC Qualified
- Shielding Option

OMEGA / C48 SERIES // CINCH




- Qualified to MIL-DTL-26500
- Lightweight, Aluminum and Environmentally Sealed
- High Reliability

26500//////////////////////////////////////

PRODUCT FEATURES


ADDITIONALSERIES//////////ADDITIONALSERIES//////////ADDITIONALSERIES//////////ADDITIONALSERIES//////////

LMD/LMS SERIES // AMPHENOL




- Lightweight Housings
- Modules are Available Sealed and Unsealed
- Four Standard Modules Available

SURLOK PLUS™ // AMPHENOL




- IP67 Rated
- RADSOK® Contact Technology
- Low Contact Resistance
- High Current Rating and Ampacity

SURE-SEAL® SERIES // SURE-SEAL



- Cost Efficient
- Water Submersible
- Resistant to Automotive/Industrial Environments
- Polarized Against Mismates

MARC SERIES // ANDERSON POWER PRODUCTS




- Rotational Blindmate Error Correction
- Sequential Mating
- Mechanically Keyed Housing
- Interchangeable Genderless Design

LUMINUS SERIES // AMPHENOL




- Developed to Meet MIL-T-81714 Requirements
- Blind-Mate Connection
- AS39029 Contacts (MIL-C-39029)
- BACC Approved

RADLOK™ // AMPHENOL




- RoHS Compliant
- RADSOK® Contact Technology
- Single Finger Operation Lock Feature
- Reliable and Cost Effective

SPEC PAK® SEALED // ANDERSON POWER PRODUCTS




- Environmentally Sealed (IP68) Shells
- Rugged, Safe, and Versatile Shells
- Up to 9 Power Circuits
- 4 Standard Insert Arrangements Available

POWERMOD® SERIES // ANDERSON POWER PRODUCTS



- High Performance #16 Contact
- Mechanical Polarized Housings
- Optional Positive Latches and Backshells
- Optional Sequential Contact Mating

STAR-LINE® SERIES // AMPHENOL




- Heavy Duty
- High-Grade Machined Aluminum with Hard Coat Finish
- Designed for Rugged and Harsh Environments

HEAVY|MATE® // AMPHENOL




- Hybrid Interconnections
- Voltage Up to 1000V
- Vibration Proof
- VDE, UL, CSA Approvals

SAF-D-GRID® SERIES // ANDERSON POWER PRODUCTS




- Touch Safe
- Arcing Protection
- Hot Plug Rated
- First Make, Last Break Ground Contact

POWERMOD® HP SERIES // ANDERSON POWER PRODUCTS




- 210 to 450 Amps UL Rating
- Positive Latching
- Polarized Dual Pole Connectors with Optional Hex Key
- Strain Relief Option

ECOMATE® // AMPHENOL




- Quick & Easy to Assemble
- Screwed Cable Gland with Clamping Ring
- Robust Thread for Cable Clamp
- Protection to IP65/67 in Mated Condition

DL SERIES // ITT CANNON




- True Zero Insertion Force
- Wide Selection of Terminations
- Long Mating Life
- High Pin Count

POWER DRAWER® SERIES // ANDERSON POWER PRODUCTS




- First Mate and Last Mate Capability
- Integral Guide Pins
- Optional Floating Mount
- Wide Selection of Contact Termination

ECOMATE® RM // AMPHENOL



- Quick & Easy to Assemble
- Screwed Cable Gland with Clamping Ring
- Robust Thread for Cable Clamp
- Protection to IP65/67 in Mated Condition

APD SERIES // ITT CANNON




- Rugged Plastic Housing
- Three-Point Bayonet Coupling System
- Color-Coded Mated Pairs
- Multiple Cable Handling Options

POWERPOLE® PAK // ANDERSON POWER PRODUCTS



- Corrects for .45" Misalignment
- Dovetail Contact Housings
- Wide Range of Contact Sizes

A-SERIES™ // AMPHENOL



- Superior Environmental Seal Retention
- High Performance, Cost Effective
- Multiple Positions Available

POWERLOCK SERIES // VEAM (ITT CANNON)



- 400 Amp & 660 Amp Continuous Current Options
- IP2x Finger Protected
- Environmentally Sealed Connector Protection Level IP65

PEI-GENESIS CUSTOMER PROCESS



ENGAGE

Whether you meet with a PEI Sales Expert OR visit www.peigenesis.com, we'll get you the right solution, fast.



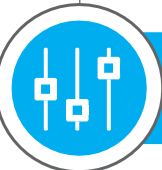
RESEARCH

Access our online resources, 24 hours a day / 7 days a week, or contact an Applications Engineer: techsupport@peigenesis.com



SOLVE

We will work with you to identify the right parts to meet your needs.



OPTIMIZE

Our work is never done. We will work with you to continue to optimize your solution.



APPROVE

We make sure all technical specifications, quotes, timing, and quantities are approved by you.



MANUFACTURE

We build your order to your specifications with precision and speed.

DISCOVER PEI

VISIT US ONLINE AT WWW.PEIGENESIS.COM



FIND WHAT YOU NEED

- + Search by part number, keyword, series, or manufacturer
- + Parametric search



LEARN MORE

- + Submit a technical request
- + View Solution Guides / brochures
- + View data sheets



TECHNICAL EXPERTISE

- + Application Engineers on staff with years of experience
- + Field Application Engineers available for on-site support



ENGINEERING DESIGN SERVICES

- + Custom cable design and assembly services



BOM UPLOAD TOOL

- + Upload your bill of materials
- + Quickly search for a list of parts
- + View your search history



SHOP ONLINE

- + Quote or make purchases online
- + Register and view contract pricing
- + Track orders / invoice history

EXPANSIVE PORTFOLIO OF MANUFACTURER PARTNERS




For more information visit: suresealconnections.com

Sure-Seal’s series of low cost, UL and CSA recognized environmental connectors including a comprehensive range of IP67/68 connectors, cable assemblies and accessories that are compact, highly reliable, and necessary in industrial applications and harsh environments.




PUT YOUR CABLE DESIGN & ASSEMBLY IN THE HANDS OF THE CONNECTOR EXPERTS



TECHNICAL EXPERTISE

- Application and Design Engineers on staff with years of experience
- Field Application Engineers available with industry expertise



ENGINEERING DESIGN SERVICES

- Extensive experience in EX hazardous zone design
- Industry experience developing custom cable designs for the harsh environments of aerospace/aviation, oil & gas, rail/mass transit, industrial, and military



HIGHEST QUALITY STANDARDS



OUR ENGINEERS WILL CREATE A CUSTOM SOLUTION TO MEET YOUR UNIQUE REQUIREMENTS

- Proven documented process
- Collaborative development
- Rapid prototyping

- Modular tooling – standard overmold platform
- Extensive inventory of connectors and accessories

VALUE-ADDED SERVICES

PEI offers custom cable design services and assembly. Our Engineered Solutions team of experts can design and build custom cable assemblies from our selection of 1.9 million connector styles, as well as leverage our over 40 years of connector expertise. We will engage with you early in the design process and will partner with you through delivery and optimization.

We don’t just customize connectors – we can also customize your packaging: production-ready assembly kits, marking, labeling and barcoding so that your connector and your packaging meets your specific needs. Just tell us what you need, and we’ll deliver.

APPENDIX

PARTS BY MIL SPEC

MIL-C-10544 •	MIL-DTL-26500 •
MIL-C-18867 •	MIL-DTL-28840 ◆
MIL-C-22557 •	MIL-DTL-3643 •
MIL-C-26500 • ▼	MIL-DTL-3650 •
MIL-C-27599 •	MIL-DTL-3655 •
MIL-C-28754 •	MIL-DTL-38999 • I ○
MIL-C-39029 • ■ •	MIL-DTL-5015 • ■
MIL-C-55243 •	MIL-DTL-55116 •
MIL-C-7974 •	MIL-DTL-55181 •
MIL-C-81511 •	MIL-DTL-55235 •
MIL-C-81659 ■	MIL-DTL-55302 •
MIL-C-85049 • ◆ X	MIL-DTL-83513 • ▼ ◆
MIL-DTL-22520 ❖	MIL-DTL-83522 •
MIL-DTL-22992 •	MIL-DTL-83526 ▼
MIL-DTL-23053 6	MIL-DTL-83527 •
MIL-DTL-24308 •	MIL-DTL-83723 •
MIL-DTL-26482 • I	MIL-I-81969 • ■ ❖

PARTS BY PREFIX

10- •	8D I
21- •	8LT I
2D ■	8T I
2M •	91- • ■
311P ■	91H Ɂ
3180 ➤	944 •
348•	942 •
48 •	943 •
62GB •	953 •
75 •	954 •
80 •	9816 •
85 •	9817 •
87- •	9818 •
88- •	983 ▲

MIL-PRF-28876 •
MIL-PRF-29504 •
MIL-PRF-39012 •
MIL-PRF-55339 •
MIL-T-81714 •
SAE-AS-81703 •
SAE-AS-85049 • ◆ X

AB A
AE ○
AHD •
AN A
AS A
AS81714 •
AT •
B-155 ➤
BACC • ■ ▼
BACC45 ▼
BACC47 • ▼ •
BACC63 • I
BACC65 •
BACC66 ■

PARTS BY PREFIX

BF A	EN3645 I
BG A	EN3646 •
BKA ■	EN3660 •
BM A	EN4165 •
BR A	ER A
BVIRA *	ESC •
BVIVG *	EX •
CB ʔ	FF A
CCU ʔ	FG A
CCV ʔ	FH A
CIR ■	FK ʔ
CF- •	FFA A
CT ʔ	FJT •
CTV •	FLJT •
D38999 • ○	FRCIR ■
DD ▼ 0	FTV •
DIN 72585 ■	GK ʔ
DL ■	GMCT 0
EC A	HE308 •
EE A	HDC 0
EF A	HG A
EG A	JN1003 •
EN A	JT •
EN2997	JVS I
EN3155 •	KJ ■

KPD ■
KPSE ■
KPT ■
LJT •
LK ʔ
LMF •
LMD •
LRM •

LEGEND

X = Abbotec

★ = Aiconics

◆ = Amphenol

◆ = Anderson Power Products

. = CarlisleIT/Tri-Star

▼ = Cinch Connectivity Solutions

○ = Conesys

❖ Daniels

= Dialight

6 = DSG-Canusa

@ = HellermannTyton

■ = ITT Cannon

A = LEMO

0 = Panduit

ʔ = PEI-Genesis

* = PMA

I = Souriau

◆ = Sunbank

^ = Sure-Seal

➤ = TE Raychem

◆ = Ulti-Mate

APPENDIX

PARTS BY PREFIX

LMS •	M83723/8 • ○	MS25251 ■
M22520 • ❖	M83723/9 • ○	MS25256 #
M23053 6	M83733 • ■	MS25257 #
M24308 • ■ 0	M85049 • ◆	MS25331 #
M27488 •	M3933 •	MS25446 #
M27501 ◆	MS1734 •	MS27291 • ◆
M27502 ◆	MS1823 #	MS27334 • ■
M28876 •	MS20026 •	MS27335 • ■
M29504 • ▼	MS20027 •	MS27336 • ■
M39012 •	MS20028 •	MS27337 • ■
M39029 • ■ • *	MS20029 •	MS274 • ■ ○
M55116 •	MS20047 •	MS275 • ■ ○
M55302 •	MS20048 •	MS27656 • ■ ○
M55339 •	MS20659 0	MS27661 •
M81511 •	MS23747 •	MS3057 • ◆
M81659 • ■	MS24256 ❖	MS310 • ■ ❖ @
M81714 •	MS24264 ○	MS311 • ■ ◆ @
M81969 • ❖	MS24265 ○	MS312 • ■
M83512 ■	MS24266 ○	MS3180 •
M83513 • ■ ◆	MS25010 #	MS3181 •
M83522/1 • ■ ▼	MS25041 #	MS3191 ❖
M83522/16 • ■ ▼	MS25042 • ◆	MS3367 0
M83527 • ■	MS25043 • ◆	MS3368 0
M83723/7 • ◆ ○	MS25183 • ■	MS3410 • ◆

PARTS BY PREFIX

MS3420 • ◆	RNJ •	VG96929 ■
MA3448 •	RT0 •	VG96912 • ■
MS345 • ■ ○	RTHP •	VG96929 • ■
MS347 • ■ ○	SEB ➤	WK ?
MS83723 ○	SG •	ZP •
MS90376 • ■	SGM 0	ZR •
MS90455 ❖	SJ ;, _	
MS9055 •	SJS •	
NB ■	SJT •	
NK ?	SK ?	
NL ■	SN ■	
NP ■	SS-*P ^	
ODD 0	SS-*R ^	
PE ;, _	ST63 ➤	
PH ;, _	TPV • ■	
PK ;, _	TV •	
PL •	U •	
PT •	UW •	
PCA ;, _	URHR ➤	
PTS •	VG95319 ▼	
PTSE •	VG95234 • ■	
PV ■	VG95324 ■	
QWLD •	VG95328 ■	
RD 0	VG95343 ■	

LEGEND

X = Abbotec

★ = Aiconics

◆ = Amphenol

◆ = Anderson Power Products

. = CarlisleIT/Tri-Star

▼ = Cinch Connectivity Solutions

○ = Conesys

❖ Daniels

= Dialight

6 = DSG-Canusa

@ = HellermannTyton

■ = ITT Cannon

;, _ = LEMO

0 = Panduit

? = PEI-Genesis

* = PMA

| = Souriau

◆ = Sunbank

^ = Sure-Seal

➤ = TE Raychem

◆ = Ulti-Mate

* Select number of contacts, 1 through 10.



Corporate Headquarters,
Philadelphia, PA



European Headquarters & Production Facility,
Southampton, UK



North American Production Facility,
South Bend, IN



Production Facility, Zhuhai,
China



PEI-Genesis has sales offices throughout the Americas, Europe and Asia.
Visit www.peigenesis.com, call 1-800-675-1214 (North America), +44 (0) 23 8062 1260 (Europe),
+86 756 7683 088 (Asia), +1 631-475-5050 (Rest of World), or email: sales@peigenesis.com.

www.peigenesis.com | www.peigenesis.cn

PEI_CSG_01
Rev. 20230130

ITT Cannon is not currently certified by the DLA and these
products are not covered by the QPL/QML.
Military Part Numbers: MIL-DTL-38999, MIL-DTL-26482, MIL-DTL-24308,
MIL-DTL-83723, MIL-DTL-83733, MIL-DTL-83513