

dap TECHNOLOGY •



FIRESPY GEN2 SINGLE SERIES

810
410b
410bT



 I394SM

AS5643

PRODUCT OVERVIEW:

The **FireSpy810** bus analyzer is the flagship in the Advanced Series of FireWire bus analyzers from DapTechnology. With its enhanced and optimized architecture the **FireSpy810** has raised the bar in IEEE 1394 test equipment. It comprises a significantly more powerful on-board processor, more memory and improved connectivity to the host.

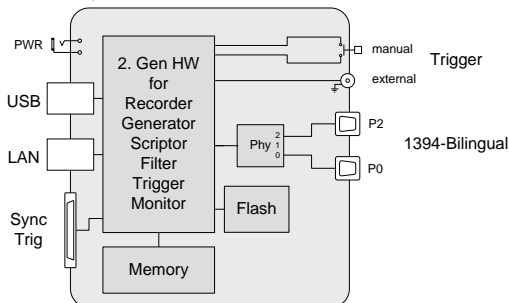
The **FireSpy810** is a small, compact instrument that is equipped with 512 MB internal memory. The unit offers extensive hardware filtering and trigger possibilities due to efficient programmable logic and an on-board processor. It supports up to 800Mb transfer rate and is fully IEEE 1394b compliant. Two bilingual 1394b ports allow for convenient connection to the system under test.

The **FireSpy810** may be connected to a host computer via the USB 2.0 interface. Furthermore, an Ethernet port allows for easy network integration and remote control. The graphical user interface runs on Windows™ XP(64) and Windows™ 7(64). It is intuitive and offers a user-friendly way of data presentation and user control. Additionally, the included API even allows you to build your own controlling software by using its interfaces to several programming languages like C++, LabVIEW™ and LabWindows™.

The seamless integration of the Mil1394 protocol (based on SAE AS5643) makes the **FireSpy810** the preferred tool for many Aerospace & Defense development tasks. DapTechnology has taken considerable efforts to fully support the SAE AS5643 protocol in all major functional areas of the **FireSpy810** and continuously updates the analyzer functionality according to implementation requirements and ongoing standardization efforts.

Key Features

- IEEE 1394-1995, 1394a-2000 and 1394b-2002
- 100, 200, 400, 400b and 800b transfer rates
- Host connection via USB 2.0 or 10/100 Base-T LAN
- On-board 400 MHz RISC processor and programmable logic
- 512 MByte internal memory
- Supports Windows™ XP(64) and Windows™ 7(64)
- 2 bilingual FireWire ports
- Optional Bus Power
- Enhanced Scriptor functionality for real-time monitoring and asynchronous packet generation
- Powerful software provides:
 - Monitor
 - Recorder
 - Commander
 - Scriptor
 - Generator
 - Filter and Trigger
 - Support for Mil1394, IEC61883, AV/C, SBP2, IP1394 and IIDC protocols
- Internal SelfTest
- API with C/C++, LabVIEW™ and LabWindows™ interfaces



A COMPLETE SOLUTION:

The **FireDiagnostics Suite** is the most comprehensive collection of 1394 analysis, simulation and interface tools for a wide range of applications. Apart from well established and hardware assisted analyzer tools like Monitor, Recorder, Generator, Commander and Scriptor, the suite also offers a set of software tools designed to integrate the FireSpy products in a wide variety of testing applications, as well as extend customization of its functionality beyond the baseline feature set provided by DapTechnology.

The foundation for all software tools included in the FireDiagnostics Suite is formed by the **Application Programming Interface (API)**. With its interfaces for a wide range of development environments like C/C++, LabView™ and LabWindows™ and support for both Windows and Linux operating systems, the application of FireSpy analyzers is extremely flexible. With its feature-rich function library, all hardware assisted analyzer tools like the Recorder and Generator can be controlled as well as more low-level 1394 bus functions.

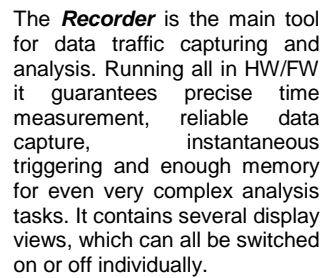
The **Recording Viewer** is a standalone application designed to permit trace (recorded data) analysis offline, i.e. without a connected FireSpy. The same comprehensive set of analysis tasks is available but allows for a much smaller PC footprint than having the entire FireSpy application installed.

The **Signal Monitor** is an easy-to-use Mil1394 sub-system monitor and analysis tool that benefits from the hardware-implemented Mil1394 protocol. A customizable set of status signals can be pulled from the bus and displayed in near real-time on a customizable graphical Control Panel. Alarms can be setup to alert the operator of out-of-range values.

Another cornerstone of the FireSpy products is the unparalleled high-level **protocol support**. Besides the hardware-assisted integration of AS5643 the FireSpys also support software-based analysis capabilities for consumer and industrial control based applications. The different protocols require very different implementation details and are therefore very unique in their implementation. However, some key characteristics can be identified and are listed below:

- Nested protocol header decoding
- Protocol payload separation
- Handshake verification
- Logical grouping of related transactions
- Separate protocol view
- Protocol layer CRC and Parity Check
- Customization of display details

Additionally, separate applications (**Format Editor and Protocol Editor**) allow for the modification and extension of the factory default decoding and identification definitions. This extremely powerful and versatile tool enables experienced users to build on top of the standard definitions, engage in early prototyping and benchmarking of protocols still in the specification development process, as well as add proprietary extensions.

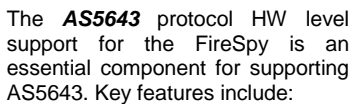


Packet View - chronological packet display with Trigger indicator and error verification

Protocol View – high-level protocol analysis, encapsulated protocol verification, handshake verification, etc.

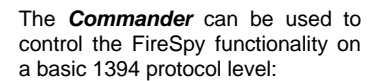
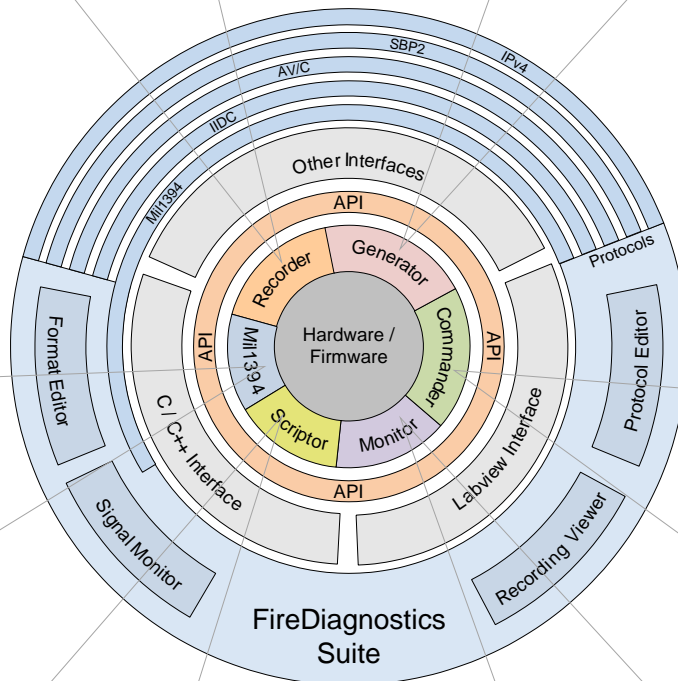
The *Stream Generator* includes a powerful graphical editor to specify slots with stream sequences to be sent

for up to 63 channels. Each sequence consists of one or more stream packets with selectable data sources that can be fixed or from file. For each sequence one can select various options such as speed, packet size and header fields, including erroneous values. The overall sequence size is customizable in multiples of Cycle Periods. All Generator slots can be run in a looped-mode continuous transmission. Both the **Stream Generator** and the **Scriptor** can run in parallel for advanced isochronous and asynchronous combination testing.



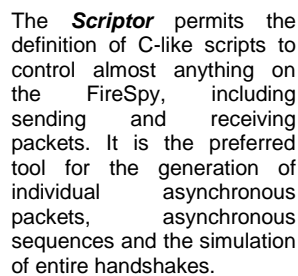
Monitoring - asynchronous stream
payload field extraction

AS5643



Memory Read/Write - R/W/L to memory locations of remote nodes,
Packet S/R - RX/TX of all packets, unformatted and erroneous packets.

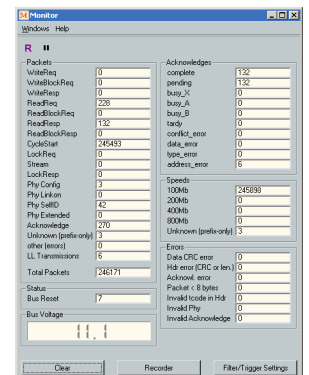
PHY Register - R/W of PHY registers of the local and R of the remote nodes.



Control Panel - display of values using different types of meters (gauge, LCD, thermometer, etc.).

The **Monitor** gives a quick indication of activities on the bus under test. The displayed data is updated in real time.

- Number of packets of specific types
- Number of packets of specific speeds
- Number of acknowledged packets
- Number of error packets
- Total number of packets
- Number of bus resets
- Bus voltage measurement



MAIN FEATURE SUMMARY:

GENERAL

- IEEE 1394-1995, 1394a-2000 and 1394b-2002 compliant
- Supported Speeds and Modes:

| | | FS410b | FS410bT | FS810 |
|-------------|------|--------|---------|-----------|
| Port Modes | S100 | Beta | Beta | Legacy |
| | S200 | Beta | Beta | Legacy |
| | S400 | Beta | Beta | Bilingual |
| | S800 | - | - | Beta |
| Connectors | | Beta | Beta | Bilingual |
| Transformer | | - | Yes | - |

- Connects to host using USB 2.0 interface or to LAN via 10/100 Base-T
- Electrical isolation between IEEE 1394 and host (USB)
- Optional Bus Power Provider: 2.8 Watts at 12 Volt (except FS410bT)
- 480 MByte memory for packet and data storage
- Firmware field upgradeable to enable future expansions
- External Trigger Input, positive edge
- AUX connector for:
 - Trigger input and output functions
 - Recording external events
- Software runs on Windows™ XP(64) and Windows™ 7(64)

MONITOR

- Displays bus activity:
 - Counts packets according to type, speed, ack and error condition
 - Counts number of bus resets
- Measurement of bus power voltages (except FS410bT)

RECORDER

- Time stamping of all packets and status events with 10ns resolution
- Packets hidden by slower connections are visible as 'prefix only' packets
- Extensive packet/event filtering/trigger/search capabilities
- Adjustable trigger position within programmable record buffer size
- Cyclic pre-trigger buffer management option
- Different kinds of packet display views, including:
 - Time View, displays all packets on a time line, including the prefix
 - Packet View, displays packets as list plus selected packet options
 - Transaction View, displays transactions as list or flow graph
 - Topology View, graphical topology displays as is during recording
 - Protocol View, displays packets decoded to selected protocol
- Precise time measurements
- Marking of individual packets or packet ranges
- Export format for re-generation of packets by Scriptor or API

GENERATOR

- Simultaneous generation of up to 63 isochronous streams
 - Graphically programming of stream transmit block
 - Data payload import from file
- Generator and Scriptor run simultaneous for stream and asynchronous packet generation
- Special Mil1394 stream generator package (optional)

SCRIPTOR

- Script Editor
 - C-like scripting language
 - Function Library
 - Macros to automatically generate blocks of code
 - Syntax coloring
 - Integrated Debugger
 - Floating point data types
- Data Editor
- Control Panel
 - Graphical display elements for data value representation
 - Ethernet-connected Client Panels for remote data monitoring
- Several Sample Scripts

COMMANDER

- Reading and/or writing of local and reading of remote PHY registers
- Reading and/or writing of remote memory locations (incl. CSR register space)
- Possibility to graphically view the current Topologies
- Sending of user definable packets

SPECIFICATION:

| | |
|--------------------------------|---|
| Dimensions: | 125 mm x 48 mm x 224 mm |
| Weight: | 760 g |
| Power Requirements: | 12V, 10 Watt maximum (without providing 1394 bus power) |
| Compliance: | FCC Class A |
| Connections: | USB2.0 connector for host computer RJ45 Ethernet connector 2x IEEE 1394 connectors (bilingual/Beta) BNC connector for external trigger input |
| Indicators: | Green LEDs for: USB, Power, Ethernet, Trigger Red LEDs for: Record, Scriptor Active, Generate Buzzer |
| Switches: | Toggle switch for Power On/Off Push button for manual triggering |
| Package Content: | FireSpy810 Power Adapter (12V, 1250mA) USB Cable 2.0 1394b Cable (Beta9 – Beta9) 2x 1394b/1394a Cable (Bilingual9 – 6pin) Trigger Cable |
| Product warranty: | 24 months limited warranty |
| Part Number: | FS081 FS081AS5643 with AS5643 SW protocol package |
| Optional Configuration: | FS041b (TSB41BA3) FS041bT (TSB41BA3 and transformers) |
| SW Add-on modules: | SBP2 protocol software package IIDC protocol software package AV/C protocol software package IP1394 protocol software package AMI-C protocol software package AS5643 protocol software package |



CONTACT INFORMATION:

DapTechnology B.V.

Zutphenstraat 67
7575EJ Oldenzaal
The Netherlands
Ph: +31 541 532941
Fax: +31 541 530193
sales@daptechnology.com
www.daptechnology.com

DapUSA, Inc.

780 W San Angelo Street
Gilbert, AZ 85233
United States of America
Ph: (480) 422 1551
Fax: (302) 439 3947
sales@daptechnology.com
www.daptechnology.com

dap TECHNOLOGY •

dap USA •